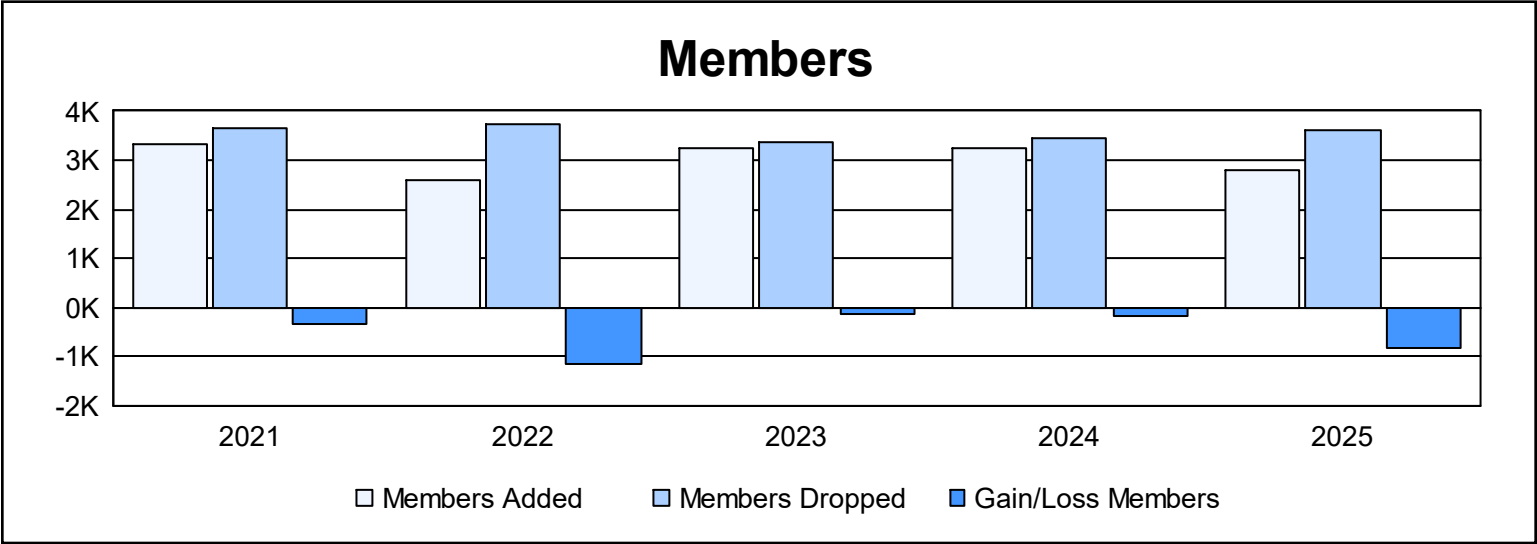
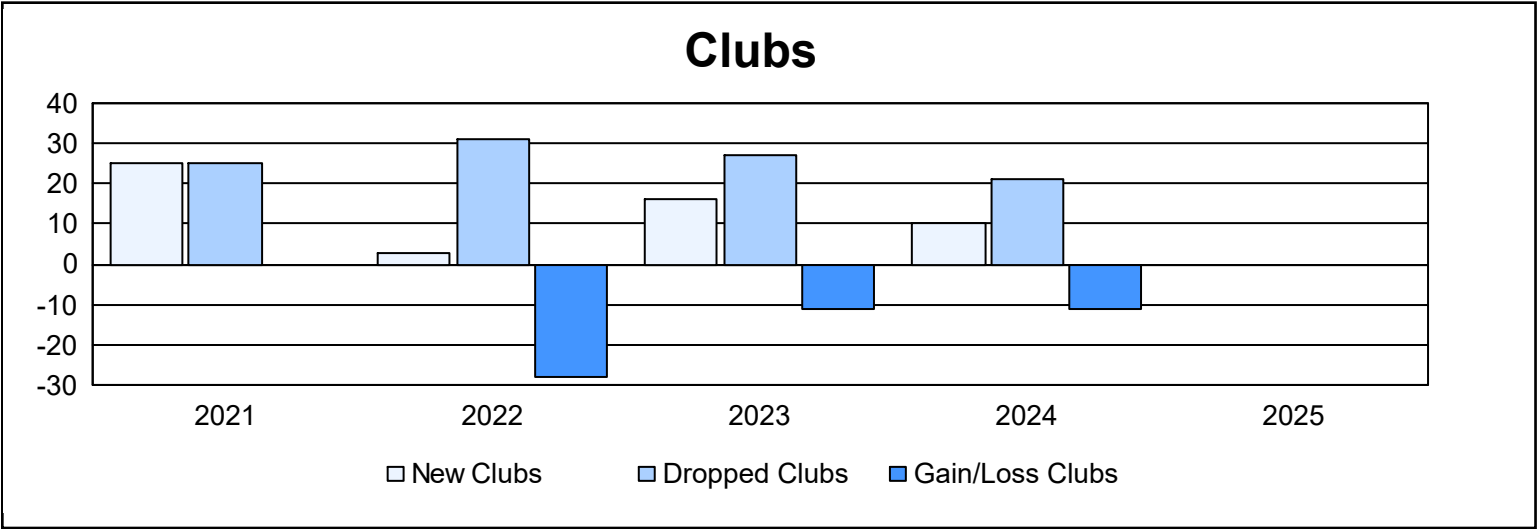
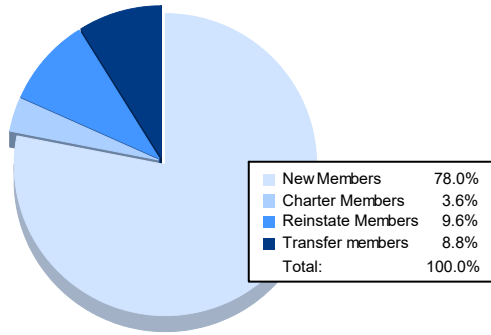


Year	New Clubs	Dropped Clubs	Gain/ Loss Clubs	New Members	Charter Members	Reinstate Members	Transfer Members	Total Member Added	Total Members Dropped	Gain/ Loss Members
2020-2021	25	25	0	2,322	589	113	304	3,328	3,657	-329
2021-2022	3	31	-28	2,015	138	123	315	2,591	3,732	-1,141
2022-2023	16	27	-11	2,312	449	113	354	3,228	3,362	-134
2023-2024	10	21	-11	2,511	312	142	279	3,244	3,437	-193
2024-2025				2,171	100	267	245	2,783	3,606	-823
Average	14	26	-13	2,266	318	152	299	3,035	3,559	-524



Membership Composition June 2025 Cumulative



Gender Composition June 2025 Cumulative

